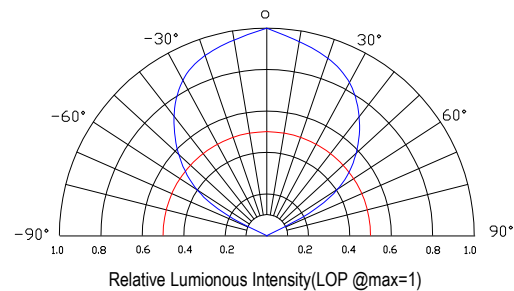


FYLP-5W-PGL

Features:

- Long operating life
- Highest flux per Led family in the world.
- Available in Pure green
- Lambertian radiation pattern
- More energy efficient than incandescent and most halogen lamps
- Low voltage DC operated
- Cool beam,safe to the touch
- Instant light (less than 100ns)
- Fully dimmable.
- No UV
- Superior ESD protection
- Eutectic die bonding
- ROHS compliant
- Instant light

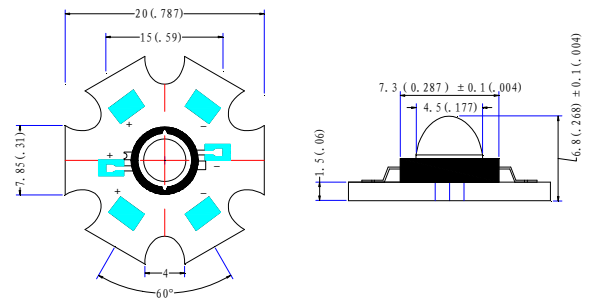
Radiation Pattern



Package Dimensions

Applications

- Reading lights (car,bus,aircraft)
- LCD Backlights /light Guides
- Fiber optic alternative/Decorative/Entertainment
- Mini-accent/Up lighters/Down lighters/ Orientation
- Indoor/Outdoor commercial and Residential Architectural
- Cove/Under shelf /Task
- Bollards/Security/Garden
- Portable(flashlight,bicycle)
- Edge-lit signs (Exit, point of sale)
- Automotive Exit (stop -tail-Turn ,CHMSL,Mirror Side Repeat)
- Trafficsignaling /Beacons/railCrossing and Wayside.



■ **Typical Optical/Electrical Characteristics@T_J=25°C**

Item	symbol	Condition	Min	Typ	Max	Unit
Forward Voltage	V _F	I _F =1.2A	3.2	--	4.2	V
Reverse Current	I _R	V _R =5V			50	μA
50% Power Angle	2θ _{1/2}	I _F =1.2mA	100	110	120	deg
Luminous Intensity	Φ _v	I _F =1.2mA	130	150	-	LM
Recommend Forward Current	I _F			1.2		A
Wave length	λ _d	I _F =1.2A	520	--	525	nm
Thermal Resistance,Junction to Case	R _{jp}	I _F =1.2A		18		°C/W

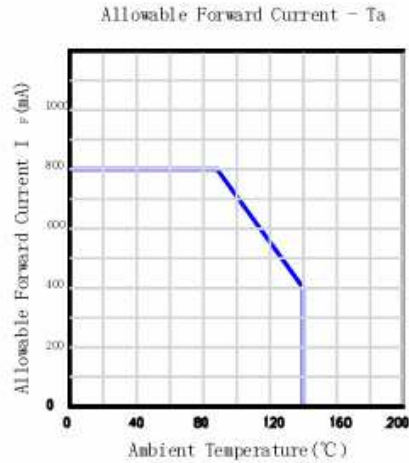
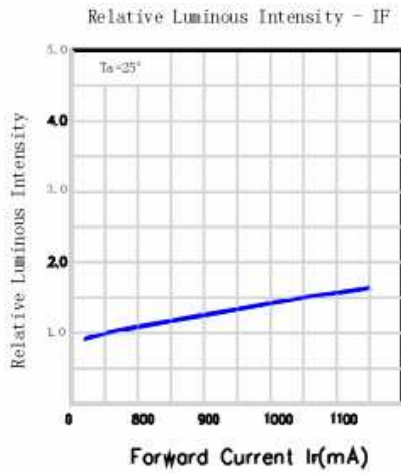
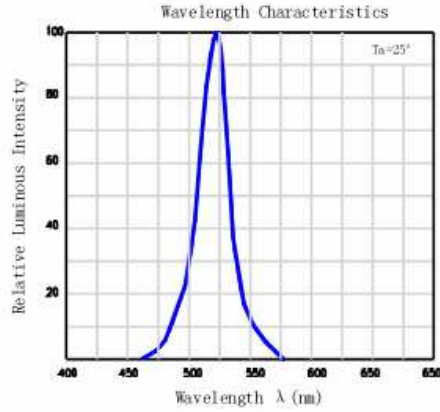
- Notes: 1. Tolerance of measurement of forward voltage $\pm 0.1v$
 2. Tolerance of measurement of peak Wavelength $\pm 2.0nm$
 3. Tolerance of measurement of luminous intensity $\pm 15\%$.

■ **Absolute Maximum Rating**

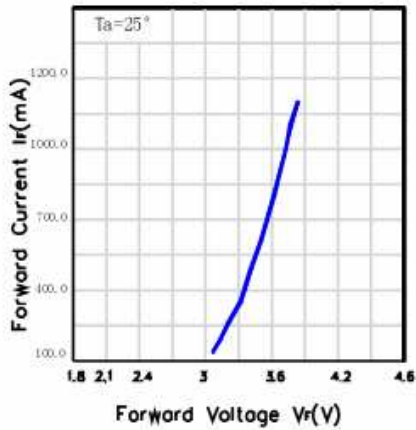
Item	symbol	Absolute Maximum Rating	Unit
Forward Current	I _F	1.2	A
Peak Forward Current*	I _{FD}	1.3	A
Reverse Voltage	V _R	5	V
Power Dissipation	P _D	5	W
Electrostatic discharge	E _{sd}	4500	V
Operation Temperature	T _{OPR}	-30°C to +80°C	
Storage Temperature	T _{STG}	-40°C to +100°C	
Lead Soldering Temperature*	T _{SOL}	260°C for 3 Seconds Max	

- IFP Conditions :Pulse Width ≤ 10 msec duty $\leq 1/10$
- All high Power emitter LED products mounted on aluminum metal-core printed circuit board, can be lighted directly ,but we do not recommend lighting the high power products for more than 5 seconds without a directly,but we do not recommend lighting the high powe products for more than 5 seconds without a appropriate heat dissipation equipment.
- Re-flow, wave peak and soak-stannum soldering etc. is not suitable for this products.
- Suggest to solder it by professional high power LED soldering machine.
- Can use invariable -temperature searing-iron with soldering condition: ≤ 260 degree less than 3 seconds.

■ Typical optical/Electrical Characteristics Curves ($T_j=25^\circ\text{C}$ Unless Otherwise Noted)



$I_F - V_F$



Relative Luminous Intensity - T_a

